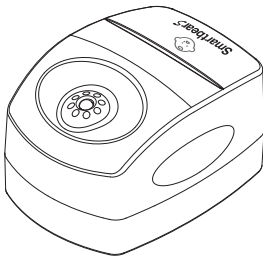


SENSOR

Baby Noise Sensor

智能嬰兒哭聲感測器

Installation Instructions 安裝說明

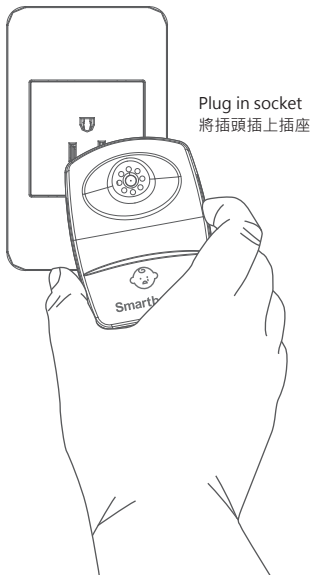


Smartbears Wireless series of products must be used with ePatron, you can add more than one of Smartbears products to a single ePatron

Smartbears 的智能系列產品必須搭配 ePatron 使用，你可以在一個 ePatron 上控制多種智能產品。

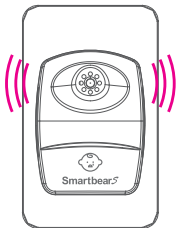
1 Installation of Baby Noise Sensor

智能嬰兒哭聲感測器安裝方式



When it detects a continuous 3 seconds sound, it triggers alert.

當偵測到持續3秒哭聲時啟動警報



2 Scan the QR Code to download Smartbears APP 掃描 QR Code 下載 Smartbears APP



Android App

Support Android
4.1 and above

支援 Android 4.1 以上版本




Available on the iPhone

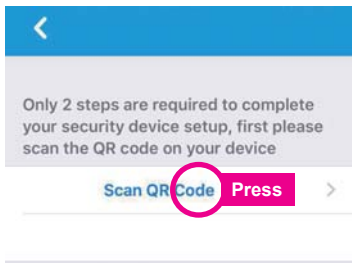
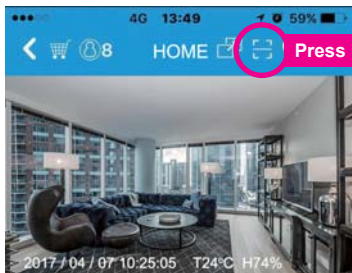
App Store

Support iOS 8 and above

支援 iOS 8 以上版本
(iPad/iPhone/iPod)

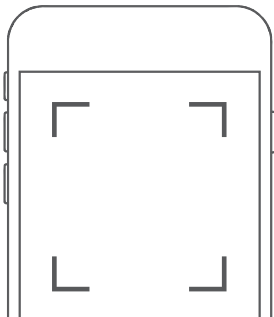


3 Add Device 添加設備



Scan the Product QR Code to Add Device

掃描產品上的 QR Code 添加設備



Scan QR Code



Smartbears product

* Please cross check the product description and model number after scanning!

PLEASE PRESS SAVE BUTTON TO SAVE YOUR SETTINGS TO THE CAMERA AFTER SCANNING

Exit

Save

Press



Please scan the following QR code to download detailed
Smartbears APP user manual

Smartbears APP 詳細設定請 掃描 QR Code 下載使用說明書



FCC statement

This device complies with Part 15 of the FCC Rules. Operation is subject to the following two conditions : (1) This device may not cause harmful interference, and (2) this device must accept any interference received, including interference that may cause undesired operation.

Caution : Changes or modifications not expressly approved by the party responsible for compliance could void the user's authority to operate the equipment.

NOTE : This equipment has been tested and found to comply with the limits for a Class B digital device, pursuant to part 15 of the FCC Rules. These limits are designed to provide reasonable protection against harmful interference in a residential installation. This equipment generates, uses and can radiate radio frequency energy and, if not installed and used in accordance with the instructions, may cause harmful interference to radio communications. However, there is no guarantee that interference will not occur in a particular installation. If this equipment does cause harmful interference to radio or television reception, which can be determined by turning the equipment off and on, the user is encouraged to try to correct the interference by one or more of the following measures:

- Reorient or relocate the receiving antenna.
- Increase the separation between the equipment and receiver.
- Connect the equipment into an outlet on a circuit different from that to which the receiver is connected.
- Consult the dealer or an experienced radio / TV technician for help.

Notice for Taiwan

低功率電波輻射性電機管理辦法

第十二條

經型式認證合格之低功率射頻電機，非經許可，公司、商號或使用者均不得擅自變更頻率、加大功率或變更原設計之特性及功能。

第十四條

低功率射頻電機之使用不得影響飛航安全及干擾合法通信；經發現有干擾現象時，應改善至無干擾時方得繼續使用。前項合法通信，指依電信法規定作業之無線電通信。低功率射頻電機須忍受合法通信或工業、科學及醫療用電波輻射性電機設備之干擾。



Taiwan



China